

Evaluación inicial de lectura

1º de Educación Primaria



Nombre: _____

Fecha: _____ grupo: _____

Nombre: _____



□

□

□

□

□

□

□

□

□

□

□

□

□



□

□

□

□

□

□

□

□

□

□

□

□

□



□

□

□

□

□

□

□

□

□

□

□

□

□



□

□

□

□

□

□

□

□


□

□

□

□

□



□

□

□

□

□

□

□

□

□

□





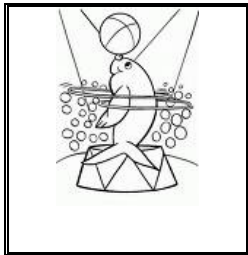


□

□


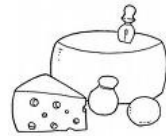
□



Nombre: _____



Nombre: _____




Separar palabras en sílabas (dibujar una cruz por cada sílaba-palmada)

Nombre: _____




□ □ □ □ □ □ □ □ □ □ □ □ □



□ □ □ □ □ □ □ □ □ □ □ □ □



□ □ □ □ □ □ □ □ □ □ □ □ □





□ □ □ □ □ □ □ □ □ □ □ □ □





Identificar la primera sílaba de la palabra


Nombre: _____


			
so	mo	po	lo

			
po	to	ro	so

			
de	ne	te	fe

			
da	pa	la	cha

			
me	re	le	se

			
fo	lo	co	ro

Identificar la palabra – letra ligada que se corresponde al dibujo (rodear la palabra)

Nombre: _____



memo

mamu

mama



palo

paloma

Poma



mate

tome


Tomate



Sole

Susi

Susa



sosa

rasi

rosa

Identificar la palabra mayúscula que se corresponde al dibujo (rodear la palabra)

Nombre: _____



MUMI

MIMI

MAME



PALO

PILA

PELO



MOTO

METE

MATO



SASA

SESO

SUSO



SARI

RISA

RASI

